

Liko™ Sling Cross-bars

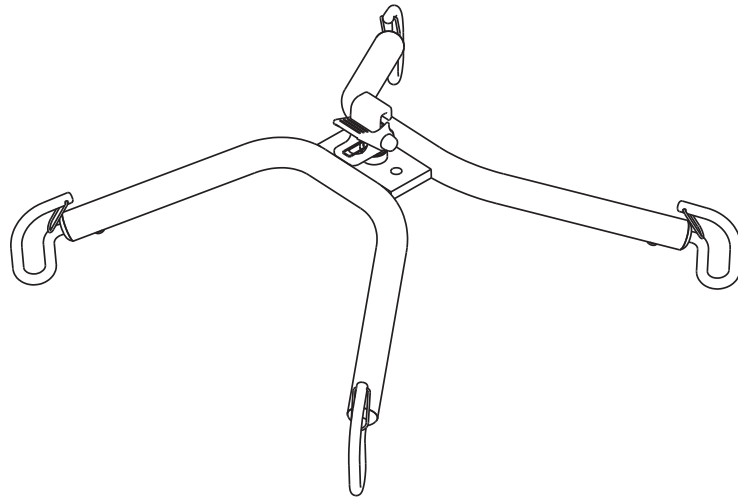


Instructions for Use

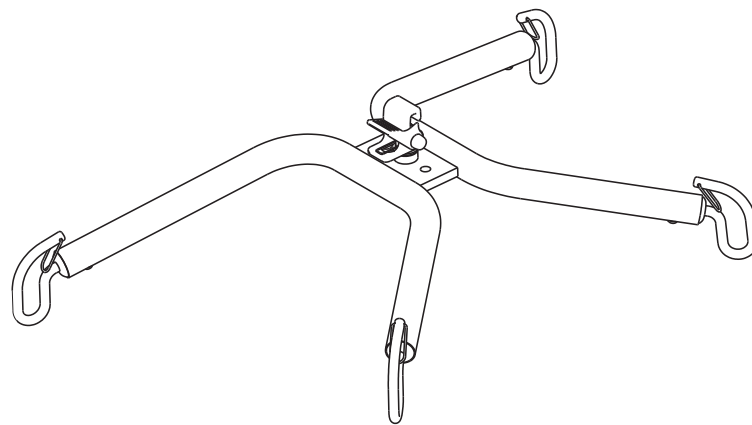
Applies to the following models:

Sling Cross-bar 450
Sling Cross-bar 450 with Quick-release Hook
Sling Cross-bar 670
Sling Cross-bar 670 with Quick-release Hook

Prod. No. 3156021
Prod. No. 3156022
Prod. No. 3156018
Prod. No. 3156019



Sling Cross-bar 450



Sling Cross-bar 670

Product Description

Liko's sling cross-bars are available in two models with two versions of each, all of which have four sling bar hooks to fasten the sling to, providing a relaxing backward leaning lift position. The sling cross-bar is either permanently attached to the lift or fitted using a quick-release hook. Liko's Quick-release hook system can be supplied pre-assembled on all Sling Cross-bar models.














IMPORTANT!

Lifting and transferring a patient always involves a certain level of risk. Read the instructions for use for both the patient lift and lifting accessories before use. It is important to completely understand the contents of the instructions for use. The equipment should only be used by trained personnel. Ensure that the lifting accessories are suitable for the lift used. Exercise care and caution during use. As a caregiver, you are always responsible for the patient's safety. You must be aware of the patient's ability to make it through the lifting situation. If something is unclear, contact the manufacturer or supplier.

Symbol Description

These symbols can be found in this document and/or on the product.

Symbol	Description
	Warning; this situation requires extra care and attention.
	CE mark
	Legal manufacturer.
	Read instruction for use before use.
	Date of manufacturing.
	Caution! consult instructions for use.
	Read instruction for use before use.
	Product Identifier.
	Serial Number.
	Medical device.
	GS1 Data Matrix Barcode that may contain following information. (01) Global Trade Item Number (11) Production Date (21) Serial Number

Safety Instructions





Different maximum loads may apply to different products on the assembled lift system: lift, sling bar, sling and any other accessories used. For the assembled lift system, the maximum load is always the lowest maximum load rating for any of the components. For example: Sling Cross-bars has a max. load of 300 kg (660 lbs). In combination with a Liko™ overhead lift which has a max. load of 200 kg (440 lbs), the maximum load of 200 kg (440 lbs) applies to the assembled lift system.

Study the markings on the lift and lifting accessories or contact your Hill-Rom representative if you have any questions.

CrossBar can be used in combination with Liko slings that attaches to the sling bar using sling loops. CrossBar can be used in combination with Liko slings intended for four connection points on the sling bar.

For additional guidance in selecting a sling, study the instruction for use for the respective sling models. There you will also find guidance for combining Liko™ sling bars with Liko slings.

Note! Always read the instruction for use that comes with Liko's different sling models for correct and safe use of the sling.

-  **Before the patient is lifted from the underlying surface, but when the sling's straps are fully extended, make sure the straps are correctly connected to the sling bar hooks.**
-  **For safety reasons, all the sling bar hooks must carry the load together when lifting!**
-  **Using lifting accessories other than those approved can entail a risk.**
-  **Incorrect attachment of sling to sling bar may cause severe injury to the patient.**

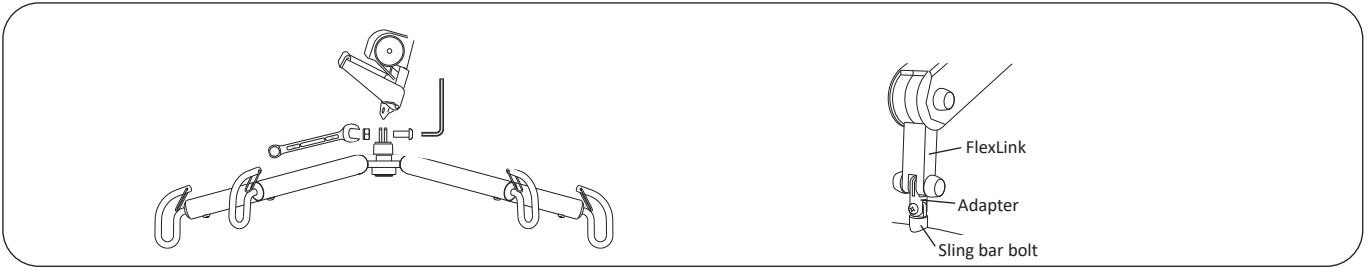
Maximum load: 300 kg (660 lbs)

 Medical Device Class I Product

Assembly

Fixed assembly to lift

Applies to the following sling bars: Sling Cross-bars 450 and 670 (Prod. No. 3156021 and 3156018)



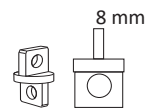
Applies to: Likorall™ 242 S/ES overhead lift, Likorall™ 243 ES overhead lift, Golvo™ mobile lift, Uno™ 100/102 mobile lift* and Viking™ mobile lift*

For fixed assembly, use the provided M10 x 25 (special) bolt and M10 lock nut to attach the Sling Cross-bar. Check that the bolt protrudes 2 mm through the nut, and also that the sling bar bolt can move (adaptation works as it should).

*For fixed assembly to mobile lifts with FlexLink, an adapter for the lift in question must always be fitted, see below.

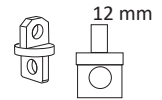
Adapter 8 mm, (Prod. No. 2016502)

Applies to: Uno up to and incl. serial no. 31824. See applicable assembly instructions.



Adapter 12 mm, (Prod. No. 2016504)

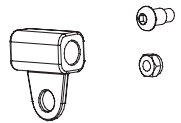
Applies to: Uno up to and incl. serial no. 31825. and the Viking™ mobile lift series. See applicable assembly instructions.



Fixed kit 4, (Prod. No. 3308860)

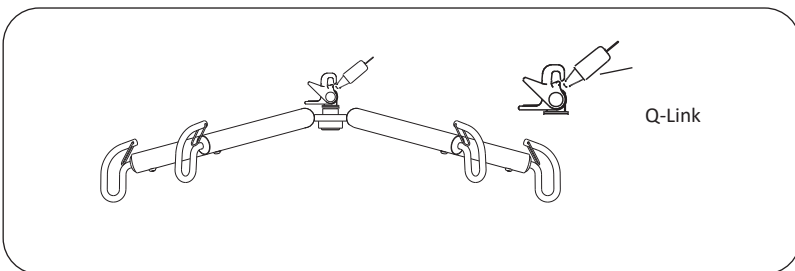
Fits: Prod. No. 3156018 and 3156021 in combination with LikoGuard™ L, XL overhead lift.

NOTE! Shall be assembled by personnel authorized by Hill-Rom!



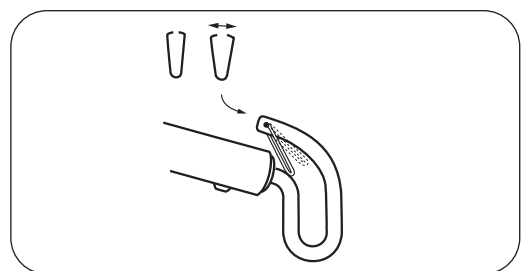
Assembly with Quick-release

Applies to the following sling bars: Sling Cross-bar 450 and 670 (Prod. No. 3156022 and 3156019)



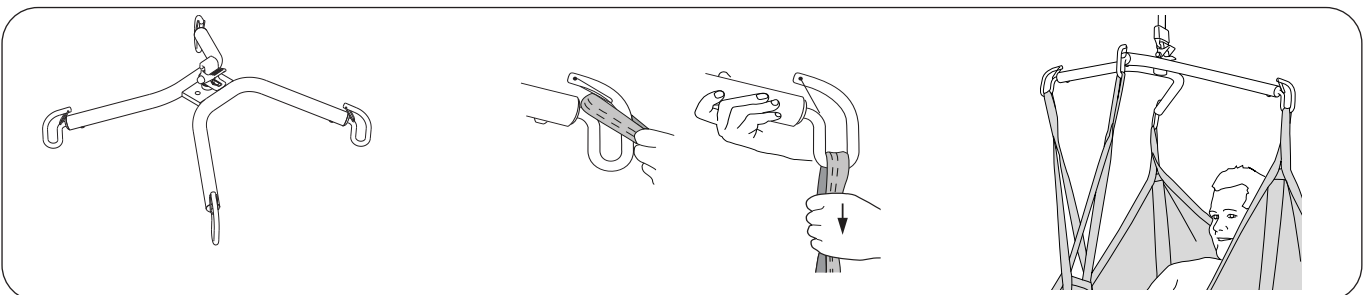
Applies to: Golvo™ mobile lift*, Likorall™ 242 S/ES R2R overhead lift, Likorall™ 243 overhead lift*, Likorall™ 250 overhead lift* and Multirall™ overhead lift. *If fitted with Q-link (Prod. No. 31590005). See applicable assembly instructions.

Installation of latches



After installation, check that the latch locks and moves freely in the sling bar hook.

How to Attach a Sling to Sling Cross-Bars



NOTE! The wider part of the Cross-bar is intended for use with the sling's upper strap loops and the narrower part of the Cross-bar is to be used for the leg support's strap loops.

Care and Maintenance

For trouble-free use, certain details should be checked before each use.

- Check the sling cross-bar bolt and lock nut
- Check that the latches are in place, intact and working correctly; missing or damaged latches must always be replaced with new ones
- When using the Quick-release system, check that the Quick-release Hook is correctly attached to the lift and sling cross-bar
- Before lifting, check that the lifting accessory hangs vertically and can move freely.

When necessary, clean the product with a moist cloth. Find more detailed information regarding cleaning and disinfection of your Liko product in the chapter; *Cleaning and Disinfection* for the lift used. **NOTE! Do not use cleaning agents that contain phenol or chlorine, since these can damage aluminium and plastic.**

⚠ The product should not be exposed to running water.

Service

A periodic inspection of Sling Cross-Bars should be carried out at least once a year.

⚠ Periodic inspection, repair and maintenance may be performed only in accordance with the Liko service manual by personnel authorized by Hill-Rom and using original Liko spare parts.

Expected Life Time

The product has an expected life time of 10 years when correctly handled, serviced and periodically inspected in accordance with Liko's instructions.

Recycling Instructions

The product should be recycled as scrap metal.

Hill-Rom evaluates and provides guidance to its users on the safe handling and disposal of its devices to aid in the prevention of injury, including, but not limited to: cuts, punctures of the skin, abrasions, and any required cleaning and disinfection of the medical device after use and prior to its disposal. Customers should adhere to all federal, state, regional, and/or local laws and regulations as it pertains to the safe disposal of medical devices and accessories.

If in doubt, the user of the device shall first contact Hill-Rom Technical Support for guidance on safe disposal protocols.

Product Changes

Liko's products undergo continuous development, which is why we reserve the right to make product changes without prior notice. Contact your Hill-Rom representative for advice and information about product upgrades.

Design and Quality by Liko in Sweden


The management system for both manufacturing and development of the product is certified in accordance with ISO9001 and its equivalent for the medical device industry, ISO13485. The management system is also certified in accordance with the environmental standard ISO14001.

Notice to Users and/or Patients in EU

Any serious incident that has occurred in relation to the device, should be reported to the manufacturer and the competent authority of the Member State in which the user and/or patient is established.



www.hillrom.com

 Liko AB
Nedre vägen 100
975 92 Luleå, Sweden
+46 (0)920 474700

Liko AB is a subsidiary of Hill-Rom Holdings Inc.

Enhancing outcomes for
patients and their caregivers:

Hill-Rom